

Keysight Technologies

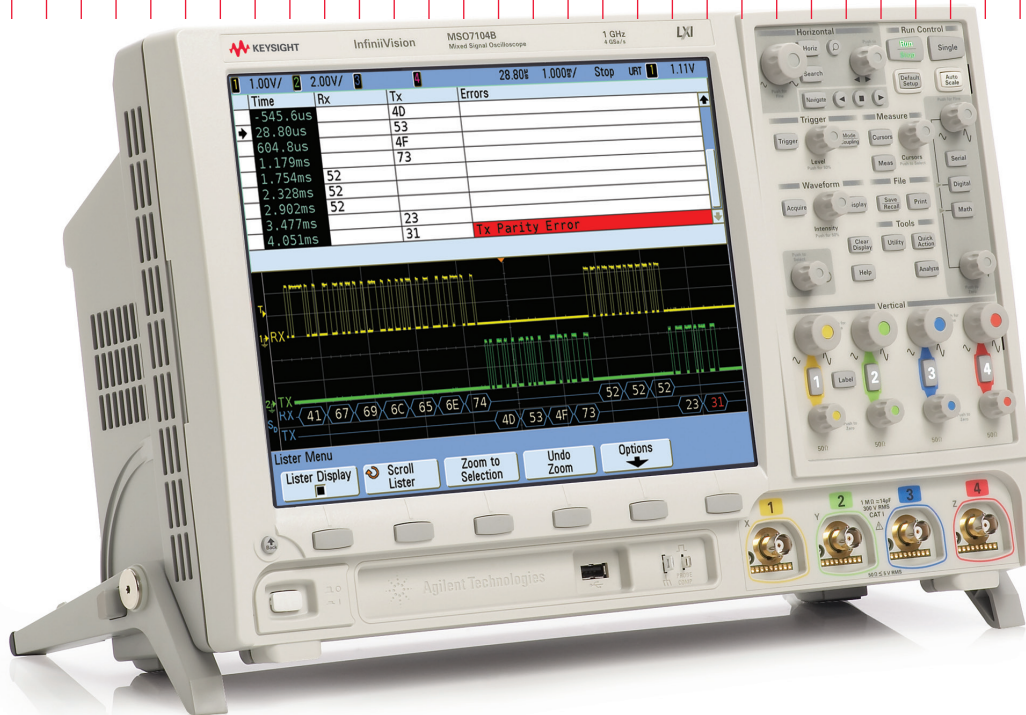
RS-232/UART

Triggering and Hardware-Based Decode (N5457A) for InfiniiVision Oscilloscopes

Data Sheet

Features:

- RS-232/UART serial bus triggering
- RS-232/UART hardware-based protocol decoding
- Real-time frame and error totalize counters



Introduction

Debugging systems that use an RS-232 serial bus can be difficult, unless your scope is capable of triggering on and decoding the RS-232 protocol. Traditional methods of debugging serial buses such as RS-232 include manual bit counting. But this visual technique of counting “1s” and “0s” can be tedious and it is prone to errors.

Keysight Technologies, Inc. serial bus options for InfiniiVision oscilloscopes offer powerful triggering and provide unique hardware-accelerated decoding to help you debug embedded designs with RS-232 and UART serial buses faster. With the industry’s fastest serial decode update rates, you can more easily find and debug random and intermittent errors and signal integrity problems that you could easily miss using other serial bus decode tools.

Other oscilloscope solutions with serial bus triggering and protocol decode typically use software post-processing techniques to decode serial packets/frames. Using these software techniques, waveform- and decode-update rates tend to be slow (sometimes seconds per update), especially when you use deep memory, which is often required to capture multiple packetized serial signals.



Figure 1. Defining the RS232/UART protocol structure

Bus configuration

The RS-232/UART option for Keysight InfiniiVision Series scopes supports a broad range of protocol structures including many RS-422 and RS-485 applications, as shown in Figure 1. Setting up an InfiniiVision Series scope to trigger on and decode your particular RS-232 or UART bus is easy. You can select the following settings:

- Number of bits = 5 to 8
- Parity selection = None, odd, or even
- Baud rate = 1200 b/s up to 2.7648 Mb/s
- Polarity = Idle low or Idle high
- Bit order = LSB out first, or MSB out first

RS-232/UART protocol decoding formats

You can serially decode transmit and receive signals in either binary, hex, or ASCII format. The protocol decode data is always displayed in a time-correlated trace below the captured waveforms. In addition, the decoded data can also be viewed in a tabular format using the "lister" display mode. Figure 2 shows a transmit and receive message decoded in hex format.

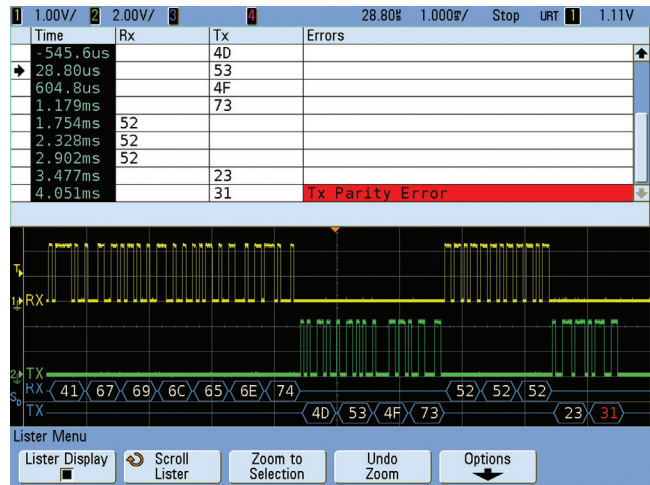


Figure 2. InfiniiVision Series scopes provide flexible RS-232/UART decoding formats including binary, hex, and ASCII.

Figure 3 shows the same message decoded in a color-coded ASCII format. Note the red "1" character at the end of this important message. Red is an indication that a parity error was detected for that particular byte.

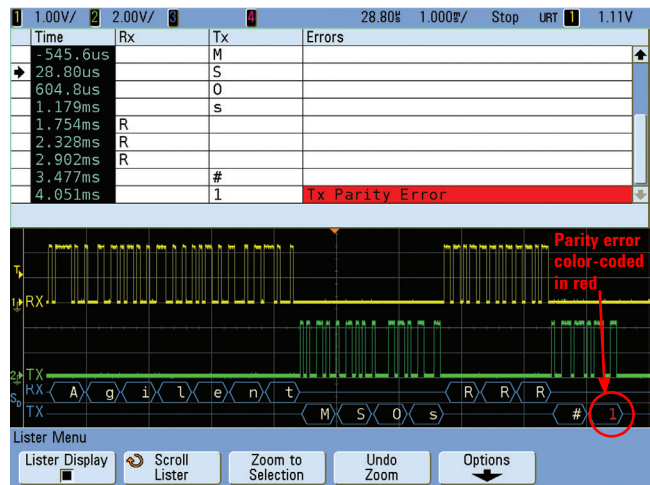


Figure 3. Color-coded ASCII decoding makes reading a transmitted or received message much easier.

And with Keysight's 7000B Series oscilloscope, you can also easily search and navigate within the protocol lister display to find and mark particular events of interest with direct time-correlation to the waveform display.



Triggering

Figure 4 shows the available selections for triggering on RS-232/UART transmit and receive signals, including triggering on either receive or transmit parity errors.

In addition to being able to trigger on specific transmit or receive bytes, this scope's "burst trigger" mode allows you to specify to trigger on the "Nth" byte within a burst of data bytes that satisfies the data entry.

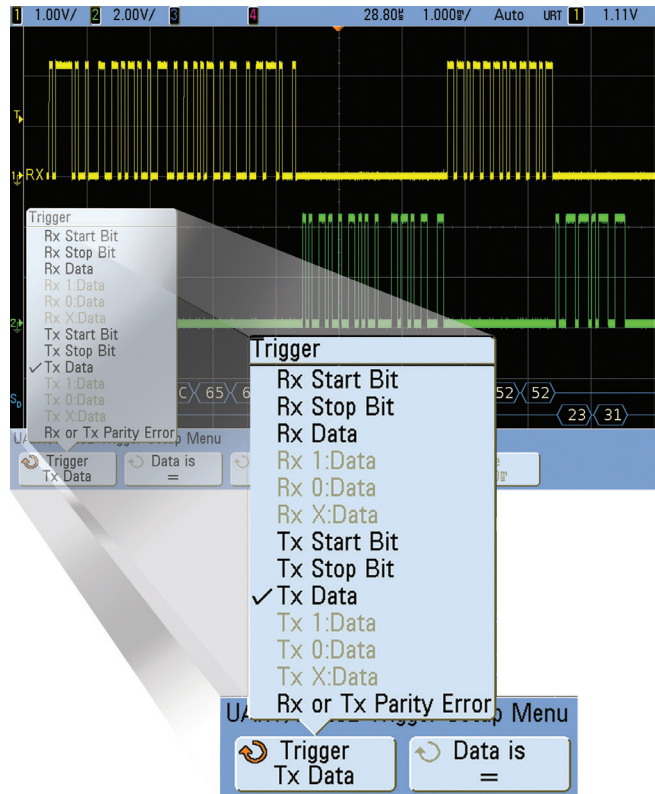


Figure 4. Flexible triggering options enables you to trigger on specific RS-232/UART receive or transmit strings.

Real-time frame/byte totalizer

In addition to flagging parity errors, InfiniiVision's RS-232/UART option also provides a real-time totalizer/counter of transmitted and received frames/bytes, as shown in Figure 5. In addition, the option allows you to count parity error bytes and see a percent readout that gives an indication of the quality of your serial bus. This totalize function, which is not available in other oscilloscopes currently on the market, is independent from the scope's acquisition or triggering. In addition, this RS-232/UART byte counter is not affected by either the oscilloscope's acquisition window or scope dead-time. Totalize counts run continuously, even when the scope's acquisition is stopped.

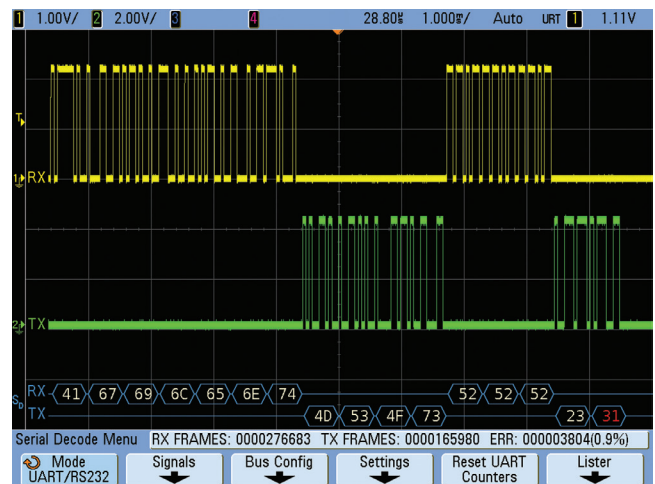


Figure 5. InfiniiVision's real-time totalizer counts all received and transmitted bytes/frames, along with all parity errors.

Segmented memory captures more frames

The segmented memory option for Keysight's InfiniiVision Series oscilloscopes can optimize your scope's acquisition memory, allowing you to capture more RS-232/UART signals using less memory. Segmented memory acquisition optimizes the number of packetized serial communication frames/bytes that can be captured consecutively by selectively ignoring (not digitizing) unimportant idle time between frames. And with a minimum 250 picoseconds time-tagging resolution, you will know the precise time between each frame.

Figure 6 shows an RS-232/UART measurement with the scope set up to trigger on a receive start-bit condition. Using this triggering condition with the segmented memory acquisition

mode turned on, the scope easily captures 500 consecutive bursts of serial communication for a total acquisition time of 11.5 seconds. After acquiring the 500 segments, we can easily scroll through all frames individually to look for any anomalies or errors.

Keysight's InfiniiVision Series oscilloscopes are the only scopes on the market today that can acquire segments on up to four analog channels of acquisition, capture time-correlated segments on digital channels of acquisition (using an MSO model), and perform hardware-based serial bus protocol decoding.

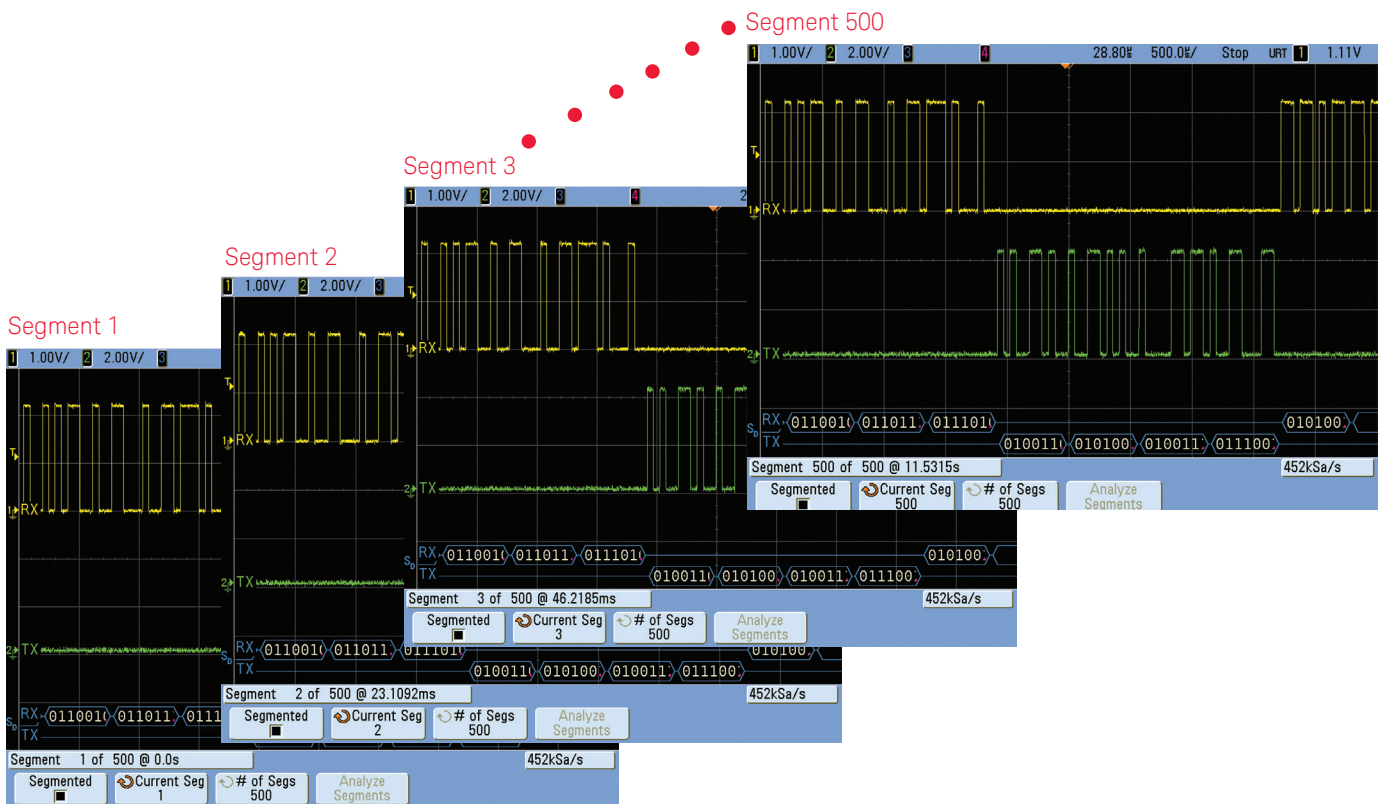


Figure 6. InfiniiVision's segmented memory acquisition mode captures more bytes while using less memory.

Performance characteristics

Performance characteristics	
Tx and Rx source	Analog channels 1, 2, 3, or 4 Digital channels D0 – D15 (on MSO models)
Bus configuration	
Baud rates	1200 bps up to 2.765 Mb/s (default = 19.2 kb/s)
Number of bits	5 to 9 (default = 8-bits)
Parity	None, odd, or even (default = None)
Polarity	Idle low or idle high (default = Idle low)
Bit order	LSB out first or MSB out first (default = LSB)
Triggering	Rx start bit Rx stop bit Rx data Rx 1:data (9-bit format) Rx 0:data (9-bit format) Rx X:data (9-bit format) Rx or Tx parity error Tx start bit Tx stop bit Tx data Tx 1:data (9-bit format) Tx 0:data (9-bit format) Tx X:data (9-bit format) Burst (nth frame within burst defined by timeout)
Color-coded decode	
Number of decode traces	2 independent traces (1 for Tx, and 1 for Rx)
Data format	Binary, hex, or ASCII-code characters (default = Hex)
Data byte display	White characters if no parity error, red characters if parity or bus error
Idle bus trace	High or low trace in white (depends on polarity setting)
Active bus trace	Byte-delimited bi-level trace in blue if no parity error, red if parity error
Totalize/counter function	Total received frames Total transmitted frames Total parity error frames (with percentage)

Keysight InfiniiVision portfolio

Keysight's InfiniiVision lineup includes 5000, 6000 and 7000 Series oscilloscopes. These share a number of advanced hardware and software technology blocks. Use the following selection guide to determine which best matches your specific needs.



	Largest display, shallow depth	Optional battery, 100 MHz MSO	Ideal for ATE rackmount applications	Smallest form factor, lowest price
	7000B Series	6000A Series	6000L Series	5000 Series
100 MHz Bandwidth	●	●	●	●
300/350 MHz Bandwidth	●	●	●	●
500 MHz Bandwidth	●	●	●	●
1 GHz Bandwidth	●	●	●	
MSO Models	●	●	●	
GPIB Connectivity		●	●	●
Rackmount height	7U	5U	1U	5U
Battery option		●		
Display size	12.1"	6.3"	6.3"	
Footprint (WxHxD)	17.9"x 10.9"x 6.8"	15.7"x 7.4"x 11.1"	17.1"x 1.7"x 10.6"	15.2"x 7.4"x 6.9"



Keysight's InfiniiVision oscilloscope portfolio offers:

- A variety of form factors to fit your environment
- Responsive controls and best signal visibility
- Insightful application software
- Responsive deep memory with MegaZoom III

Ordering information

The N5457A RS-232/UART option is compatible with all 4-channel and 4+16-channel Keysight InfiniiVision Series oscilloscopes (5000, 6000, and 7000 Series scopes). This option is

available as a factory-installed option if ordered as Option-232 along with a specific oscilloscope model, or existing InfiniiVision Series oscilloscope users

can order this option as an after-purchase product upgrade (N5457A).

Model number – user installed	Option number – factory installed	Description
N5457	232	RS-232/UART triggering and decode (for 4- and 4+16-channel scope models only)
N5423A	LSS	I ² C/SPI serial decode option (for 4- and 4+16-channel scope models only)
N5424A	AMS	CAN/LIN triggering and decode (for 4- and 4+16-channel scope models only)
N5432C	FLX	FlexRay triggering and decode (for 4- and 4+16 channel scope models only)
N5468A	SND	I ² S triggering and decode (for 4- and 4+16 channel scope models only)
N5469A	553	MIL-STD 1553 triggering and decode (for 4- and 4+16 channel scope models only)
N5454A	SGM	Segmented memory

Note that additional options and accessories are available for Keysight InfiniiVision Series oscilloscopes. Refer to the appropriate 5000, 6000, or 7000 Series oscilloscope data sheet for ordering information about these additional options and accessories, as well as ordering information for specific oscilloscope models.

Related literature

Publication title	Publication type	Publication number
<i>Keysight 7000B Series InfiniiVision Oscilloscopes</i>	Data Sheet	5990-4769EN
<i>Keysight 6000 Series InfiniiVision Oscilloscopes</i>	Data Sheet	5989-4087EN
<i>Keysight 5000 Series InfiniiVision Oscilloscopes</i>	Data Sheet	5989-6110EN
<i>Keysight InfiniiVision Series Oscilloscope Probes and Accessories</i>	Data Sheet	5968-8153EN
<i>Segmented Memory Acquisition (N5454A) for Keysight InfiniiVision Series Oscilloscopes</i>	Data Sheet	5989-7833EN
<i>I²C and SPI Triggering and Hardware-Based Decode (N5423A) for Keysight InfiniiVision Series Oscilloscopes</i>	Data Sheet	5989-5126EN
<i>CAN/LIN Measurements (option AMS) for Keysight's InfiniiVision Series Oscilloscopes</i>	Data Sheet	5989-6220EN
<i>Evaluating Oscilloscope Segmented Memory for Serial Bus Applications</i>	Application Note	5989-7885EN
<i>Evaluating Oscilloscopes for Best Waveform Update Rate</i>	Application Note	5989-3702EN
<i>Evaluating Oscilloscopes to Debug Mixed-Signal Designs</i>	Application Note	5989-3702EN
<i>Using a Keysight InfiniiVision MSO to Debug an Automotive CAN Bus</i>	Application Note	5989-5049EN
<i>Evaluating Oscilloscope Bandwidths for your Applications</i>	Application Note	5989-5733EN
<i>Evaluating Oscilloscope Sample Rates vs. Sampling Fidelity</i>	Application Note	5989-5732EN
<i>Evaluating Oscilloscope Vertical Noise Characteristics</i>	Application Note	5989-3020EN

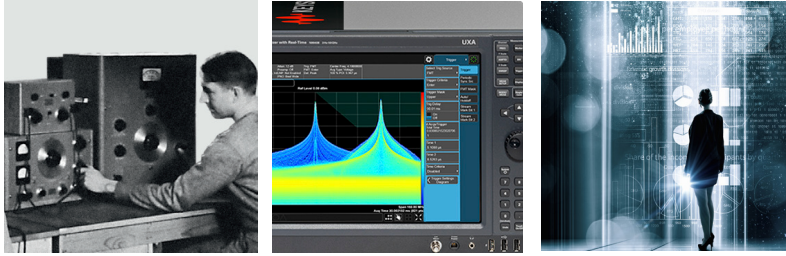
Product Web site

For the most up-to-date and complete application and product information, please visit our product Web site at: www.keysight.com/find/7000

Evolving Since 1939

Our unique combination of hardware, software, services, and people can help you reach your next breakthrough. We are unlocking the future of technology.

From Hewlett-Packard to Agilent to Keysight.



For more information on Keysight Technologies' products, applications or services, please contact your local Keysight office. The complete list is available at:

www.keysight.com/find/contactus

Americas

Canada	(877) 894 4414
Brazil	55 11 3351 7010
Mexico	001 800 254 2440
United States	(800) 829 4444

Asia Pacific

Australia	1 800 629 485
China	800 810 0189
Hong Kong	800 938 693
India	1 800 11 2626
Japan	0120 (421) 345
Korea	080 769 0800
Malaysia	1 800 888 848
Singapore	1 800 375 8100
Taiwan	0800 047 866
Other AP Countries	(65) 6375 8100

Europe & Middle East

Austria	0800 001122
Belgium	0800 58580
Finland	0800 523252
France	0805 980333
Germany	0800 6270999
Ireland	1800 832700
Israel	1 809 343051
Italy	800 599100
Luxembourg	+32 800 58580
Netherlands	0800 0233200
Russia	8800 5009286
Spain	800 000154
Sweden	0200 882255
Switzerland	0800 805353
	Opt. 1 (DE)
	Opt. 2 (FR)
	Opt. 3 (IT)
United Kingdom	0800 0260637

For other unlisted countries:

www.keysight.com/find/contactus
(BP-9-7-17)

DEKRA Certified
ISO 9001 Quality Management System

www.keysight.com/go/quality
Keysight Technologies, Inc.
DEKRA Certified ISO 9001:2015
Quality Management System

myKeysight

myKeysight

www.keysight.com/find/mykeysight

A personalized view into the information most relevant to you.

www.keysight.com/find/emt_product_registration

Register your products to get up-to-date product information and find warranty information.

KEYSIGHT SERVICES

Accelerate Technology Adoption.
Lower costs.

Keysight Services

www.keysight.com/find/service

Keysight Services can help from acquisition to renewal across your instrument's lifecycle. Our comprehensive service offerings—one-stop calibration, repair, asset management, technology refresh, consulting, training and more—helps you improve product quality and lower costs.



Keysight Assurance Plans

www.keysight.com/find/AssurancePlans

Up to ten years of protection and no budgetary surprises to ensure your instruments are operating to specification, so you can rely on accurate measurements.

Keysight Channel Partners

www.keysight.com/find/channelpartners

Get the best of both worlds: Keysight's measurement expertise and product breadth, combined with channel partner convenience.

www.keysight.com/find/scopes



This information is subject to change without notice.
© Keysight Technologies, 2017
Published in USA, December 1, 2017
5989-7832EN
www.keysight.com