


Passive Voltage Probes

P3010 • P6101B • P6111B Data Sheet



Features & Benefits

- 1 M Ω Inputs
- P6101B
 - 1X, 15 MHz, 300 V CAT I
- P6111B
 - 10X, 200 MHz, 300 V CAT II
 - Readout
- P3010
 - 10X, 100 MHz (P3010)
- Molded Passive Voltage Probes
- Single Piece, Molded Rubber Body
- Lightweight Ergonomic Design
- 10-times Improvement in Durability
- HYBRID/SMT Circuitry on Multilayer Circuit Board for Improved Performance and Reliability
- New Stronger, Replaceable Probe Tip
- Safety Certification
 - UL3111-2-031, CSA1010.2.031, EN61010-2-031, IEC61010-2-031
- 1-year Unconditional Guarantee
- Miniature Probe Tip Compatible with a Wide Range of Tektronix Accessories and Adapters

Applications

- Mixture of High, Medium, and Low-frequency General-purpose Relative Measurements
 - Engineering and Design
 - Service
 - Manufacturing

Data Sheet

Passive voltage probes are the most commonly used oscilloscope probe. Other specialty probes expand the range and functionality of an oscilloscope as a measurement system, but a general-purpose, passive voltage probe is the working end of the oscilloscope, a tool used every day by engineers and technicians.


Two years of customer research, design innovation, and an exhaustive test program resulted in a most remarkable family of oscilloscope probes. This family of passive voltage probes is specifically designed for Tektronix analog and digital portable oscilloscopes. The 1X and 10X switchable probes combine the same high-quality electrical performance that customers expect from Tektronix with a new rugged mechanical design.

These probes are encased in a resilient, molded rubber body that is virtually indestructible. They are lighter in weight, more comfortable to hold, and more reliable than modular probe styles. The probes' replaceable tips are designed to withstand up to 20 pounds of force. Patented integral strain relief allows complete freedom of movement while providing superior cable flex. Each probe has received UL safety certification and meets MIL-T-28800, Class 3, environment specifications – something portable scope users will appreciate.


The P3010, P6101B, and P6111B probes are designed to complement the Tektronix family of portable DSO and ART instruments. The core of each probe's performance is supplied by a Tektronix HYBRID/SMT device.

The instrumentation experience possessed by Tektronix provides an extra margin of quality and reliability to the molded probes that is not commonly available to probe manufacturers. These molded probes have been designed and tested to support the overall system performance and measurement quality that Tektronix oscilloscopes guarantee.

Through the introduction of the molded probes, Tektronix has set a new standard for passive voltage probe styling, performance, and durability.



P3010.



Standard Accessories.

Characteristics

| Type | Attenuation | Bandwidth (MHz) | Comp. Range (pF) | System Input Resistance (M Ω) | Typical Input C (pF) | Input RMS (Volts) | Readout | Scope/Product |
|--------|-------------|-----------------|------------------|---------------------------------------|----------------------|---|---------|---|
| P6101B | 1X | 15 | NA | 1 | 100 | 300 V _{RMS} CAT I | | All Scopes |
| P6111B | 10X | 200 | 15 to 35 | 10 | 14 | 400 V _{RMS} CAT I 300 V _{RMS} CAT II | X | TAS485, TDS350, TDS360 |
| P3010 | 10X | 100 | 10 to 15 | 10 | 13 | 400 V _{RMS} CAT I 300 V _{RMS} CAT II | X | TDS3012, TDS3012B, TDS3014, TDS3014B |

Ordering Information

P6101B

1X, 15 MHz Passive Voltage Probe.

Includes: 4 pairs of colored cable markers, retractable hook tip, 6 in. ground lead, 2 replacement probe tips, BNC to probe tip adapter, adjustment tool, storage pouch, instruction manual (070-7819-07).

P6111B

10X, 200 MHz Passive Voltage Probe.

Includes: Same as P6101B except instruction manual (070-8543-05).

Includes: Same as P6112 except instruction manual (070-9729-00).

P3010

10X, 100 MHz Passive Voltage Probe.

Includes: Same as P6101B except instruction manual (071-0466-00).

Recommended Accessories

See 5 mm Probe Accessories (miniature) probe system.

CE



Tektronix is registered to ISO 9001 and ISO 14001 by SRI Quality System Registrar.

Contact Tektronix:

ASEAN / Australasia (65) 6356 3900
Austria 00800 2255 4835*
Balkans, Israel, South Africa and other ISE Countries +41 52 675 3777
Belgium 00800 2255 4835*
Brazil +55 (11) 3759 7627
Canada 1 800 833 9200
Central East Europe and the Baltics +41 52 675 3777
Central Europe & Greece +41 52 675 3777
Denmark +45 80 88 1401
Finland +41 52 675 3777
France 00800 2255 4835*
Germany 00800 2255 4835*
Hong Kong 400 820 5835
India 000 800 650 1835
Italy 00800 2255 4835*
Japan 81 (3) 6714 3010
Luxembourg +41 52 675 3777
Mexico, Central/South America & Caribbean 52 (55) 56 04 50 90
Middle East, Asia, and North Africa +41 52 675 3777
The Netherlands 00800 2255 4835*
Norway 800 16098
People's Republic of China 400 820 5835
Poland +41 52 675 3777
Portugal 80 08 12370
Republic of Korea 001 800 8255 2835
Russia & CIS +7 (495) 7484900
South Africa +41 52 675 3777
Spain 00800 2255 4835*
Sweden 00800 2255 4835*
Switzerland 00800 2255 4835*
Taiwan 886 (2) 2722 9622
United Kingdom & Ireland 00800 2255 4835*
USA 1 800 833 9200

* European toll-free number. If not accessible, call: +41 52 675 3777

Updated 10 February 2011

For Further Information. Tektronix maintains a comprehensive, constantly expanding collection of application notes, technical briefs and other resources to help engineers working on the cutting edge of technology. Please visit www.tektronix.com



Copyright © Tektronix, Inc. All rights reserved. Tektronix products are covered by U.S. and foreign patents, issued and pending. Information in this publication supersedes that in all previously published material. Specification and price change privileges reserved. TEKTRONIX and TEK are registered trademarks of Tektronix, Inc. All other trade names referenced are the service marks, trademarks, or registered trademarks of their respective companies.

02 Oct 2011

51W-26153-1

